



Metro

# IPM Pesticide Application Record

Survey123 for field data collection

February 8, 2019



# Acronyms

- ODA = Oregon Department of Agriculture
- IPM = Integrated Pest Management
- PAR = Pesticide Application Record

# Objective

Need PAR to:

1. Satisfy ODA requirement
2. Track Metro pesticide use



# Survey123

Pesticide applicator  
downloads app to phone  
or tablet

Network connection not  
necessary



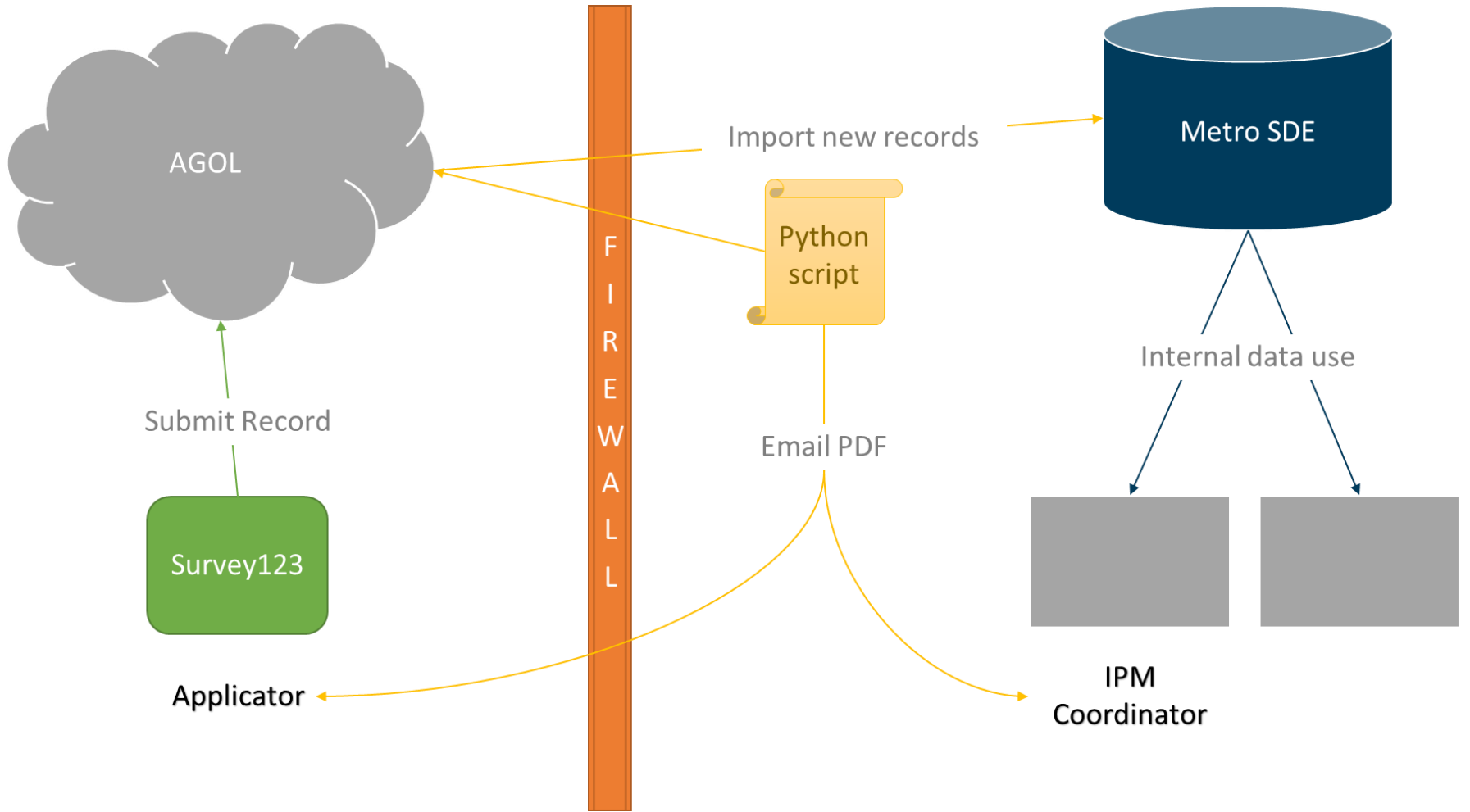
# Survey123 Connect

Software for creating PAR

Design in excel workbook

“My Survey Designs”

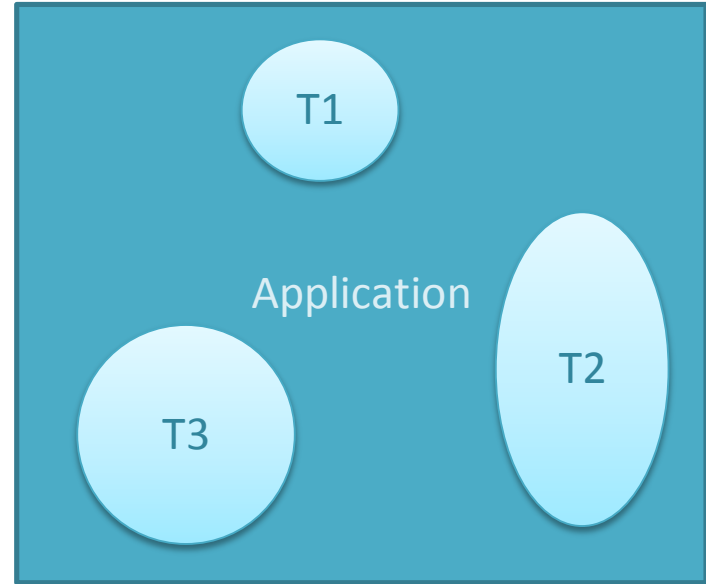
1	type	name	label
2	begin_group	GeneralInfo	General Information
3	select_one ipmCompanyName	CompanyName	Your company:
4	text	WorkEffortNumber	Work Effort Number:
5	select_one ipmApplicator	ApplicatorNameLcnsNum	Lead applicator name & licen
6	text	ApplicatorNameLcnsNumOthr	Specify other lead applicator
7	select_one ipmLicenseType	ApplicatorLicenseType	Lead applicator license type:
8	select_multiple ipmLicenseCategory	ApplicatorLicenseCategories	Lead applicator license categ
9	select_one ipmSiteList	lpmSiteId	Metro site:
10	calculate	siteLocation	
11	geopoint	location	Metro site map
12	date	ApplicationDate	Application date:
13	text	ApplicationStartTime	Start time:
14	text	ApplicationEndTime	End time:
15	calculate	ApplicationTotalTime	Application Total Time:
16	note		<font color= 'red'><d>Start ti End time </b></font>
17	select_one ipmNoYes	treatmentsOutside	Were any treatments outside
18	begin_group	Weather	Weather
19	note	BeginWeather	<font color = 'blue'>Start of A = 'red'></font>
20	integer	BeginWindSpeed	Wind speed (MPH):
21	select_one ipmWindFrom	BeginWindFromDirection	Direction wind from:
22	integer	BeginTemperatureFahrenheit	Temperature (F):
23	integer	BeginRelativeHumidity	Relative humidity (%):
24	note		<font color = 'blue'>End of Ap
25	integer	EndWindSpeed	Wind speed (MPH):
26	select_one ipmWindFrom	EndWindFromDirection	Direction wind from:
27	integer	EndTemperatureFahrenheit	Temperature (F):
28	integer	EndRelativeHumidity	Relative humidity (%):
29	end_group		
30	end_group		
31	begin_repeat	Treatments	Treatments
32	note		<d> note: </d><<small>YOU C Treatments per record.</ema
33	text	TreatmentAreaDescription	Treatment area description:
34	select_multiple ipmTargetPest	TargetPestCategories	Target pest categories:
35	text	TargetPestOther	Specify other target pest cate
36	text	TargetPestNotes	Target pest notes:
37	select_one ipmApplicationMethod	ApplicationMethod	Application method:
38	text	ApplicationMethodOther	Specify other application met
39	select_one ipmApplicationEquipment	ApplicationEquipment	Application equipment:
40	text	ApplicationEquipmentOther	Specify other application equ
41	decimal	areaTreated	Area treated:



# Issue: No Nested Relationships

Not available in version  
of Survey123 Connect

Workaround: up to 3  
products per treatment





# Issue: Global ID

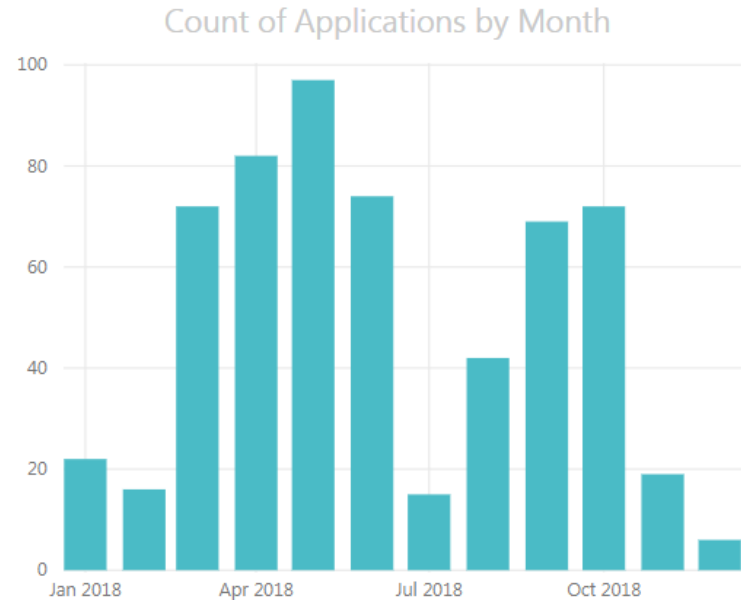
New global ID assigned when data copied from AGOL to Metro SDE

Workaround: additional field in Metro data for AGOL ID

# Results and Next Steps

590 records submitted  
in 2018

Power BI dashboard to  
view data



# Questions?

Alexa Todd

[alexa.todd@oregonmetro.gov](mailto:alexa.todd@oregonmetro.gov)



Arts and events  
Garbage and recycling  
Land and transportation  
Oregon Zoo  
Parks and nature

[oregonmetro.gov](http://oregonmetro.gov)